

# Sample of Social Story



Print out two sets of pages and cut one set to fit a 4X6 photo album. Cut images from the other set, laminate and add hook Velcro to create an interactive story.

On the left (blank) side of the photo album pages, add loop Velcro to store the images. Add loop Velcro on the right side where the image will go.


# iBuckets




Social Story




Kids can have fun playing with the iBuckets!




The iBuckets have toys, games and activities.




I can play with the iBuckets.



I have words about the iBuckets on my tablet.



I can use my tablet to talk about the iBuckets.



I can invite friends to play with the iBuckets.



Kids can have fun playing with the iBuckets!